


Automated VAT reconciliation and AI Auditor

MyVAT

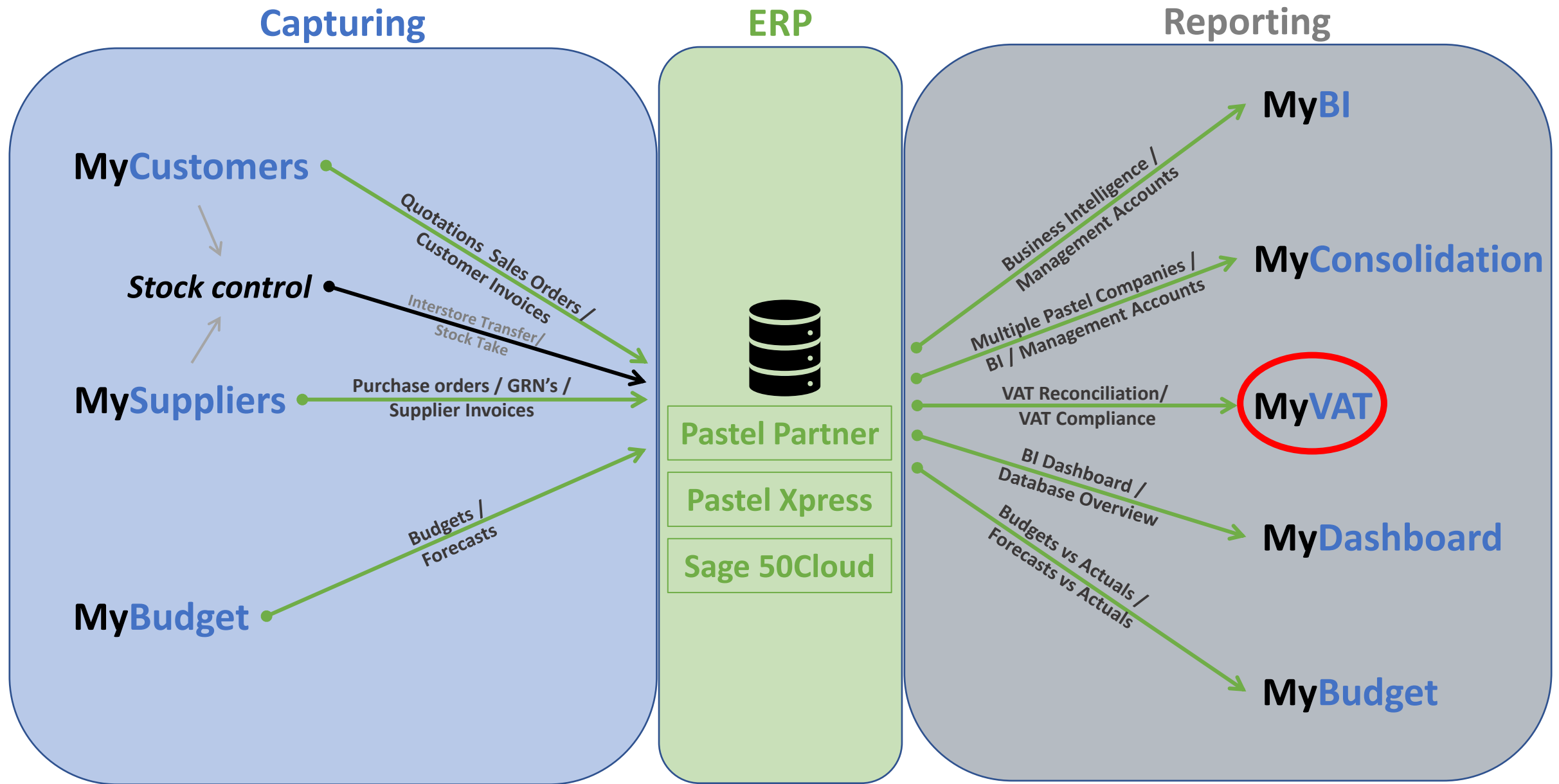
Let AI & BI do your VAT reconciliations for you

MYBI



Key decision-making information & optimisation tools

Automation and App specialists



Product overview

What can I expect from the MyVAT App

1. Line-by-line analysis of the Pastel database within MS Excel
2. Bindings of the transactional legs against the relevant VAT legs
3. Breakdown of the VAT amount per transaction
4. Reconciliation of the VAT control account (usually account 9500/000)
5. Comparison & variances between the system generated (Zcontra) and the recalculated VAT transactions
6. VAT Transactional breakdown per Debtors, Creditors and General
7. Allocation of the Inventory VAT implication per account within a Trial Balance
8. Prebuilt Trail Balance report with VAT recon included
9. Prebuilt Balance Sheet & prebuilt Income Statement with VAT Types included
10. Breakdown of VAT implications per Customer and per Supplier
11. Output VAT vs. Input VAT charts and reports
12. All reports within MyVAT is interactive with VAT-Types and Period Slicers
13. Ability to drill-down to transactions (Any figure in MyVAT is drillable)
14. Ability to build my own reports and graphs
15. Ability to export to Excel

Top 10 Benefits of MyVAT App

1. Automatic VAT reconciliations (99.5%+ accuracy)
2. Know exactly what you need to pay or claim in your VAT returns
3. Identify where you can get VAT back or missed to claim VAT on
4. Do SARS VAT201 form accurately in minutes
5. Do SARS IT14SD analysis like a pro
6. One click easy to use environment within Excel
7. Prebuilt VAT reports per VAT type
8. View VAT transactions linked to original source transaction
9. No Pastel user licencing, access or password required
10. No more late night slog work, finding “lost” VAT transactions.

WOW (Pty) Ltd

MyVAT reports

VAT Recon • Trial balance
EType • Tax type
Income statement • VAT types
Balance sheet • VAT types
Customer / Supplier • VAT by entity


Calendar Months Selector

2016	2017/02	2017/03	2017/04	2017/05	2017/06
2017/07	2017/08	2017/09	2017/10	2017/11	2017/12
2018/01	2018/02	2018/03	2018/04	2018/05	2018/06
2018/07	2018/08	2018/09	2018/10	2018/11	2018/12
2019/01	2019/02	2019/03	2019/04	2019/05	2019/06
2019/07	2019/08	2019/09	2019/10	2019/11	2019/12
2020/01	2020/02	2020/03	2020/04	2020/05	2020/06

Interactive period slicer

Description	System generated	Recalculated	Variance	Variance %
TOTAL	- 42,019.27 -	42,019.27	0.00	
Debtors	- 376,198.36 -	376,198.36	-	0.00%
Creditors	325,120.81	325,120.81	0.00	0.00%
General	9,058.28	9,058.28 -	0.00	0.00%

Dashboard



No ERP licencing required

Up to 5 years / 200k transaction rows

VAT Reconciliation on transaction level

2016	2017/02	2017/03	2017/04	2017/05	2017/06	2017/07	2017/08	2017/09	2017/10
2017/11	2017/12	2018/01	2018/02	2018/03	2018/04	2018/05	2018/06	2018/07	2018/08
2018/09	2018/10	2018/11	2018/12	2019/01	2019/02	2019/03	2019/04	2019/05	2019/06
2019/07	2019/08	2019/09	2019/10	2019/11	2019/12	2020/01	2020/02	2020/03	2020/04
2020/05	2020/06	2020/07	2020/08						

Interactive slicers

VAT Control account reconciliation

MYBI		Financial year	General journals	Manually posted to VAT control	System generated transaction	Closing balance
9500000	Vat / Tax Control Account	2017	FALSE		R1,033.31	R1,033.31
9500000	Vat / Tax Control Account	2018	FALSE	R1,903.11	R33,723.21	R35,626.32
9500000	Vat / Tax Control Account	2019	FALSE	R19,351.66	-R43,670.82	-R24,319.16
9500000	Vat / Tax Control Account	2019	TRUE		-R2,361.50	-R2,361.50
9500000	Vat / Tax Control Account	2020	FALSE	R4,412.93	-R19,330.38	-R14,917.45
9500000	Vat / Tax Control Account	2021	FALSE	R10,882.75	-R11,413.09	-R530.34
				R36,550.45	-R42,019.27	-R5,468.82

VAT types

0 • None

1 • Vat - Standard rated

15 • Vat - Standard rated

Not assessed

FALSE

TRUE

FALSE

(blank)

VAT correctly processed

Etype description

VATable account

01 Yes

02 Partly

03 No

99 Not mapped

Accruals

Customer Journals

Inventory Journal

Purchases

CB 1 Payments

Depreciation Journal

Pre-DB

Sales

CB 1 Receipts

General Journal

Purchase Returns

Sales Credits

Trial balance with allocated VAT reconciliation

Main account description		Sub account description	Entity name	A + B + C Total Amount	A Amount with VAT	B Amount with zero VAT	C Journals with zero VAT	D VAT amount	D / A Calculated VAT%
1000000	Sales - Cactic Fitness range	Sales - Cactic Fitness range		-R1,881,530.22	-R1,880,910.79	-R357,699.10	R357,079.67	-R273,678.60	14.6%
1001000	Sales - Non Cactic Fitness products	Sales - Non Cactic Fitness products		-R402,536.12	-R403,077.80	-R102,558.68	R103,100.36	-R58,847.50	14.6%
1050001	Sales - Services	Sales - Services - Transport & Delivery		-R21,826.58	-R22,726.58	-R4,000.00	R4,900.00	-R3,404.31	15.0%
1050002	Sales - Services	Sales - Services - Installation		-R59,291.68	-R50,340.43	-R72,701.25	R63,750.00	-R7,285.83	14.5%
1050003	Sales - Services	Sales - Services - Training		-R20,132.39	-R15,637.50	-R15,925.45	R11,430.56	-R2,338.12	15.0%
1050004	Sales - Services	Sales - Services - Design		-R12,935.00	-R12,935.00	R0.00	R0.00	-R1,925.25	14.9%
1050005	Sales - Services	Sales - Services - Proto-typing		-R14,590.00	-R14,590.00	R0.00	R0.00	-R2,057.60	14.1%
1050006	Sales - Services	Sales - Services - Maintenance		R0.00	R0.00	R0.00	R0.00	R0.00	0.0%

Built in AI Auditor

DrillDown on any value

Automated VAT% calculator

VAT Control Account to Trial Balance Recon

WOW (Pty) Ltd
VAT Reconciliation
From: 2019/03 To: 2019/03 19/08/2020

2016	2017/02	2017/03	2017/04	2017/05	2017/06	2017/07	2017/08	2017/09	2017/10
2017/11	2017/12	2018/01	2018/02	2018/03	2018/04	2018/05	2018/06	2018/07	2018/08
2018/09	2018/10	2018/11	2018/12	2019/01	2019/02	2019/03	2019/04	2019/05	2019/06
2019/07	2019/08	2019/09	2019/10	2019/11	2019/12	2020/01	2020/02	2020/03	2020/04
2020/05	2020/06	2020/07	2020/08						

99.5%+
accuracy

VAT Control account reconciliation

MYBI	Financial year	General journals	Manually posted to VAT control	System generated transaction
9500000	Vat / Tax Control Account	2020	FALSE	-R2,083.39
				-R2,083.39

Automated transaction level reconciliation

VAT transaction
automatically placed against
origination account

VAT types			VAT correctly processed			Etype description		
0 • None	15 • Vat - Standard rated	FALSE	Not assessed	FALSE	TRUE	CB 1 Payments	CB 1 Receipts	Inventory Journal
						Purchases	Sales	
VATTable account			01 Yes	02 Partly	99 Not mapped			
Trial balance with allocated VAT reconciliation								
Main account description	Sub account description	Entity name	A+B+C Total Amount	A Amount with VAT	B Amount with zero VAT	C Journals with zero VAT	D VAT amount	D/A Calculated VAT%
1000000 Sales - Cactic Fitness range	Sales - Cactic Fitness range		-R15,466.28	-R15,466.28	R0.00	R0.00	-R2,319.94	15.0%
1001000 Sales - Non Cactic Fitness products	Sales - Non Cactic Fitness products		-R12,325.76	-R12,325.76	R0.00	R0.00	-R1,848.86	15.0%
1050001 Sales - Services	Sales - Services - Transport & Delivery		R0.00	R0.00	R0.00	R0.00	R0.00	0.0%
2000000 Cost of Sales - Cactic Fitness products	Cost of Sales - Cactic Fitness products		R7,906.94	R0.00	R0.00	R7,906.94	R0.00	0.0%
2001000 CoS - Non Cactic Fitness product	CoS - Non Cactic Fitness product		R11,002.81	R0.00	-R0.02	R11,002.83	R0.00	0.0%
2050001 Cost of Sales - Services	CoS - Services - Transport & delivery		R2,987.10	R2,987.10	R0.00	R0.00	R448.07	15.0%
3050006 Advertising & Promotions	PR fee - Aimee Smith		R1,650.00	R0.00	R1,650.00	R0.00	R0.00	0.0%
5150002 Reserves - Shareholder investments	Reserves - SH investments - A Candiotes		-R9,000.00	R0.00	-R9,000.00	R0.00	R0.00	0.0%
5150003 Reserves - Shareholder investments	Reserves - SH investments - J Brooks		R669.95	R0.00	R669.95	R0.00	R0.00	0.0%
7700000 Inventory Control Account	Inventory Control Account		-R7,994.24	R10,915.53	R0.00	-R18,909.77	R1,637.34	15.0%
8000000 Customer Control Account	Customer Control Account		R9,642.00	R0.00	R9,642.00	R0.00	R0.00	0.0%
8400000 Standard Bank - 013000160	Standard Bank - 013000160		-R11,145.56	R0.00	-R11,145.56	R0.00	R0.00	0.0%
9000000 Supplier Control Account	Supplier Control Account		R4,804.77	R0.00	R4,804.77	R0.00	R0.00	0.0%
9500000 Vat / Tax Control Account	Vat / Tax Control Account		-R2,083.39	R0.00	-R2,083.39	R0.00	R0.00	0.0%
9510000 Vat / Tax Provision Account	Vat / Tax Provision Account		R19,351.66	R0.00	R19,351.66	R0.00	R0.00	0.0%
			R0.00	-R13,889.41	R13,889.41	R0.00	-R2,083.39	15.0%

VAT Control Account to Trial Balance Recon

AI Auditor



You set the rules....It does the work

VAT types

0 • None

1 • Vat - Standard rated

15 • Vat - Standard rated

VAT correctly processed

Not assessed

FALSE

TRUE

Etype description

CB 1 Payments

CB 1 Receipts

General Journal

Inventory Journal

Purchases

Sales

Sales Credits

VATable account

01 Yes

Trial balance with allocated VAT reconciliation

Main account description	Sub account description	Entity name	A + B + C Total Amount	A Amount with VAT	B Amount with zero VAT	C Journals with zero VAT	D VAT amount	D / A Calculated VAT%
1000000 Sales - Cactic Fitness range	Sales - Cactic Fitness range		-R267,290.66	R0.00	-R357,699.10	R90,408.44	R0.00	0.0%
1001000 Sales - Non Cactic Fitness products	Sales - Non Cactic Fitness products		-R3,104.28	R0.00	-R102,558.68	R99,454.40	R0.00	0.0%
1050001 Sales - Services	Sales - Services - Transport & Delivery		-R3,100.00	R0.00	-R4,000.00	R900.00	R0.00	0.0%
1050002 Sales - Services	Sales - Services - Installation		-R14,951.25	R0.00	-R72,701.25	R57,750.00	R0.00	0.0%
1050003 Sales - Services	Sales - Services - Training		-R13,925.45	R0.00	-R15,925.45	R2,000.00	R0.00	0.0%
1050006 Sales - Services	Sales - Services - Maintenance		R0.00	R0.00	R0.00	R0.00	R0.00	0.0%
1050007 Sales - Services	Sales - Services - Assembly		-R49,090.00	R0.00	-R49,090.00	R0.00	R0.00	0.0%
1050008 Sales - Services	Sales - Services - Packaging		R0.00	R0.00	-R1,803.96	R1,803.96	R0.00	0.0%
2000000 Cost of Sales - Cactic Fitness products	Cost of Sales - Cactic Fitness products		R1,450,230.80	R0.00	R1,010.58	R1,449,220.22	R0.00	0.0%
2001000 CoS - Non Cactic Fitness product	CoS - Non Cactic Fitness product		R338,978.09	R0.00	-R0.03	R338,978.12	R0.00	0.0%
2060000 CoS - Cloud services	CoS - Cloud services		R3,900.00	R0.00	R3,900.00	R0.00	R0.00	0.0%
3200000 Bank Charges	Bank Charges		R2,144.82	R0.00	R2,144.82	R0.00	R0.00	0.0%
4600002 Telephone & Fax	Website hosting and domain fees		R0.01	R0.00	R0.01	R0.00	R0.00	0.0%
			R1,443,792.08	R0.00	-R596,723.06	R2,040,515.14	R0.00	0.0%

Quickly identify errors and VAT recovery opportunities on transaction level with the AI auditor

VAT Control Account to Trial Balance Recon

WOW (Pty) Ltd

EType • Tax type

From: START To: 2020/08

FY - Year

2017

2018

2019

2020

2021

19/08/2020

Input VAT

Other

Output VAT

VAT types

0 • None

1 • Vat - Standard rated

15 • Vat - Standard rated

FALSE

(blank)

Calendar period - Slicer

2016

2017/02

2017/03

2017/04

2017/05

2017/06

2017/07

2017/08

2017/09

2017/10

2017/11

2017/12

2018/01

2018/02

2018/03

2018/04

2018/05

2018/06

2018/07

2018/08

2018/09

2018/10

2018/11

2018/12

2019/01

2019/02

2019/03

2019/04

2019/05

2019/06

2019/07

2019/08

2019/09

2019/10

2019/11

2019/12

2020/01

2020/02

2020/03

2020/04

2020/05

2020/06

2020/07

2020/08

	VAT against NET leg						Total VAT against	
	Amount						Total Amount	NET leg
	0 • None	1 • Vat - Standard rated	15 • Vat - Standard rated	0 • None	1 • Vat - Standard rated	15 • Vat - Standard rated		
Debtors	-R603,423.44	-R1,159,393.54	-R1,426,112.33	R33.56	-R162,315.06	-R213,916.86	-R3,188,929.31	-R376,198.36
⊕ Sales	-R681,939.22	-R1,173,108.90	-R1,474,610.88	R0.00	-R164,235.20	-R221,191.65	-R3,329,659.00	-R385,426.85
⊕ Customer Journals	R4,615.29			R0.00			R4,615.29	R0.00
⊕ Sales Credits	R73,900.49	R13,715.36	R48,498.55	R33.56	R1,920.14	R7,274.79	R136,114.40	R9,228.49
Creditors	R768,937.83	R1,356,074.99	R917,544.94	-R2,361.50	R189,850.49	R137,631.82	R3,042,557.76	R325,120.81
⊕ Purchases	R942,129.88	R1,356,074.99	R924,769.86	R0.00	R189,850.49	R138,715.56	R3,222,974.73	R328,566.05
⊕ Supplier Journal	-R161,086.21			-R2,361.50			-R161,086.21	-R2,361.50
⊕ Purchase Returns	-R12,105.84		-R7,224.92	R0.00		-R1,083.74	-R19,330.76	-R1,083.74
General	-R159,847.29	R36,716.32	R26,118.00	R0.00	R5,140.74	R3,917.54	-R97,012.97	R9,058.28
⊕ CB 1 Receipts	R0.00			R0.00			R0.00	R0.00
⊕ General Journal	-R51,404.24			R0.00			-R51,404.24	R0.00
⊕ CB 1 Payments	-R108,443.05	R36,716.32	R26,118.00	R0.00	R5,140.74	R3,917.54	-R45,608.73	R9,058.28
⊕ Inventory Journal	R0.00			R0.00			R0.00	R0.00
⊕ Depreciation Journal	R0.00			R0.00			R0.00	R0.00
⊕ Accruals	R0.00			R0.00			R0.00	R0.00
Grand Total	R5,667.10	R233,397.77	-R482,449.39	-R2,327.94	R32,676.17	-R72,367.50	-R243,384.52	-R42,019.27

Easily obtain VAT return info

Reconcile before submission

or

Audit the history

VAT201

IT14SD

Transactions by EType & VAT Type

Creditors

Debtors

Input VAT

Other

Output VAT

Calendar Months Selector

2016	2017/02	2017/03	2017/04	2017/05	2017/06	2017/07	2017/08	^
2017/09	2017/10	2017/11	2017/12	2018/01	2018/02	2018/03	2018/04	
2018/05	2018/06	2018/07	2018/08	2018/09	2018/10	2018/11	2018/12	v

MYBI

	Gross	Nett	VAT	Total	VAT / Nett
Debtors	R3,569,743	-R3,193,545	-R376,198	R0	
Active Africa	R11,943	-R10,385	-R1,558	R0	15.00%
Al Dobowi FZE	R0			R0	
Alec Candiotes	R2,344	-R2,039	-R306	R0	15.00%
Allan	R0			R0	
Amdec Group	R0	R0		R0	
Anton Kraft	R0	R0		R0	
Baptista	R0	R0		R0	
Basefit	R0	R0		R0	
Ben Laubscher	R0	R0		R0	
Benon Nxumayo	R0	R0		R0	
BM Personal Training Pty Ltd	R0			R0	
Body20 Silverlakes	R970	-R851	-R119	R0	14.00%

Slice to see overview or
 DrillDown to detailed
 transactions

Net + VAT = Gross

Creditors

Debtors

Input VAT

Other

Output VAT

Calendar Months Selector

2016	2017/02	2017/03	2017/04	2017/05	2017/06	2017/07	2017/08	^
2017/09	2017/10	2017/11	2017/12	2018/01	2018/02	2018/03	2018/04	
2018/05	2018/06	2018/07	2018/08	2018/09	2018/10	2018/11	2018/12	v

MYBI

	Gross	Nett	VAT	Total	VAT / Nett
Creditors	-R3,531,126	R3,203,644	R327,482	R0	
Aimee-Claire Smith	-R62,604	R62,604		R0	0.00%
ARB Electrical Wholesalers - Pta East	-R917	R797	R120	R0	15.00%
Arcane Fitness (Pty) Ltd	-R630	R630		R0	0.00%
Brian - Cactic Manufacturing	-R500	R500		R0	0.00%
Brooks Gym - Jannie Brooks	-R5,450	R5,000	R450	R0	9.00%
Builders Warehouse	-R1,400	R1,217	R183	R0	15.00%
BYoung	-R174,221	R174,221		R0	0.00%
Cactic Consulting (Alec Candiotes)	-R433,785	R433,785		R0	0.00%
Cactic Manufacturing	-R1,706,734	R1,493,331	R213,403	R0	14.29%
Celeste van der Berg Photography	-R5,938	R5,938		R0	0.00%
Chamberlains	-R1,063	R963	R100	R0	
FALSE	-R1,063		R100	-R963	
0		R299		R299	0.00%
15		R664		R664	0.00%
CMK Holdings (Pty) Ltd t/a CMK Crane	-R5,472	R4,800	R672	R0	14.00%

Full transaction overview by Customer / Supplier

What do our clients say about MyVAT App

“I love the way MyVAT automatically allocated the VAT per line item on the Trial Balance for me”

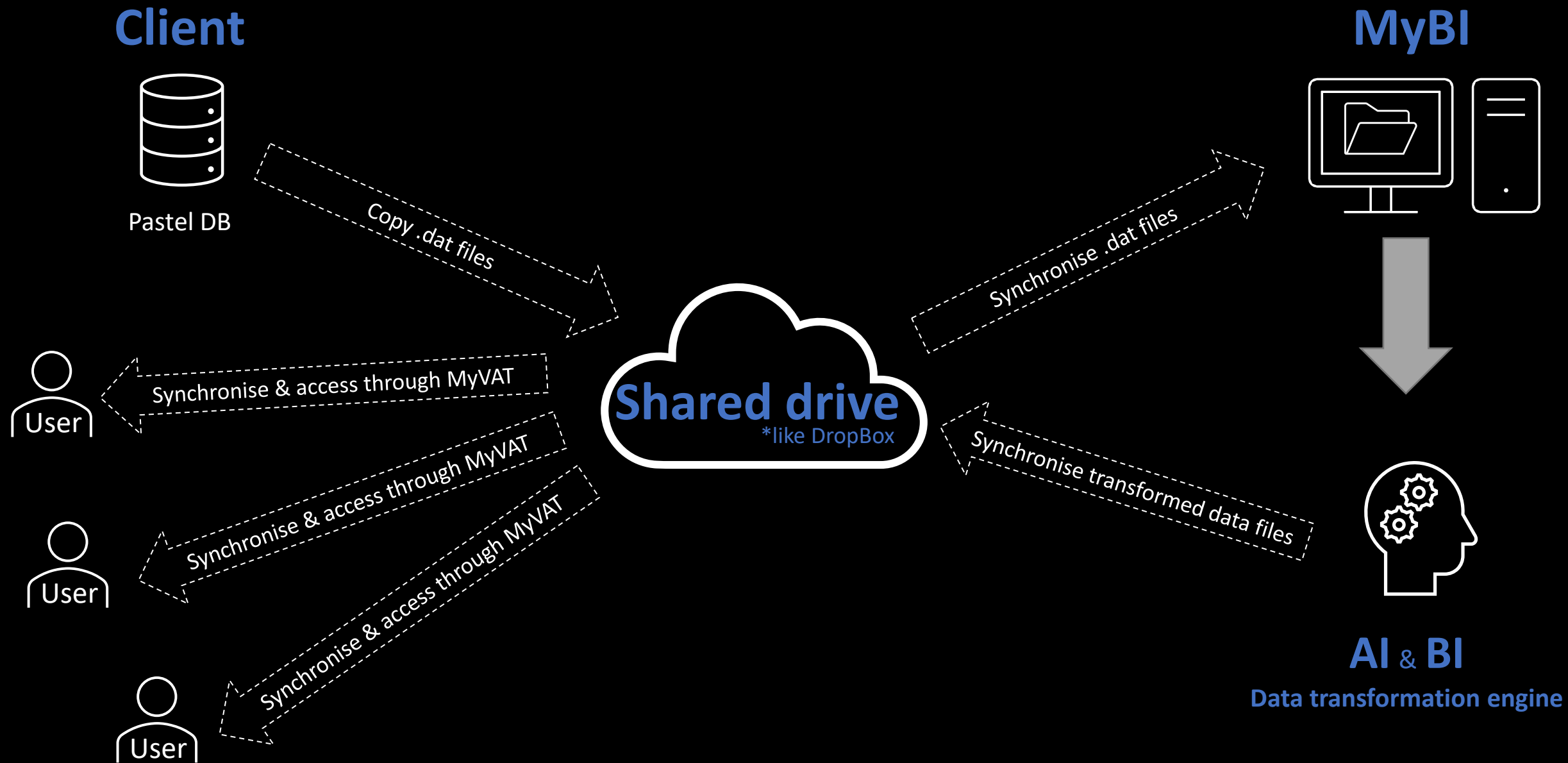
Carla du Toit - GHB Farms

“I like the way that I can drilldown onto the exact transaction and see what we did not claim VAT on and why not.”

Veronicah Modise - Benleg

“I like the way MyVAT shows me exactly what VAT insets are processed. In Pastel I can only view the VAT per creditors, but MyVAT allows me to view it per invoice.”

Chanelle Grobler – Mazars Accountants



Technical and IT infrastructure

Once-off

vs

Live

Single database analysis

Daily database analysis

Great for VAT audits

Great for VAT returns and compliance

Payment = Once off per database

Payment = Monthly subscription per database

Retail pricing (ex VAT)

** as at 2020/08/19*

R3,650 once off

Retail pricing (ex VAT)

** as at 2020/08/19*

R2,500 sign-up fee

R2,000 per month

MyVAT models available

Once-off

vs

Live

Bulk pricing (ex VAT)

* as at 2020/08/19

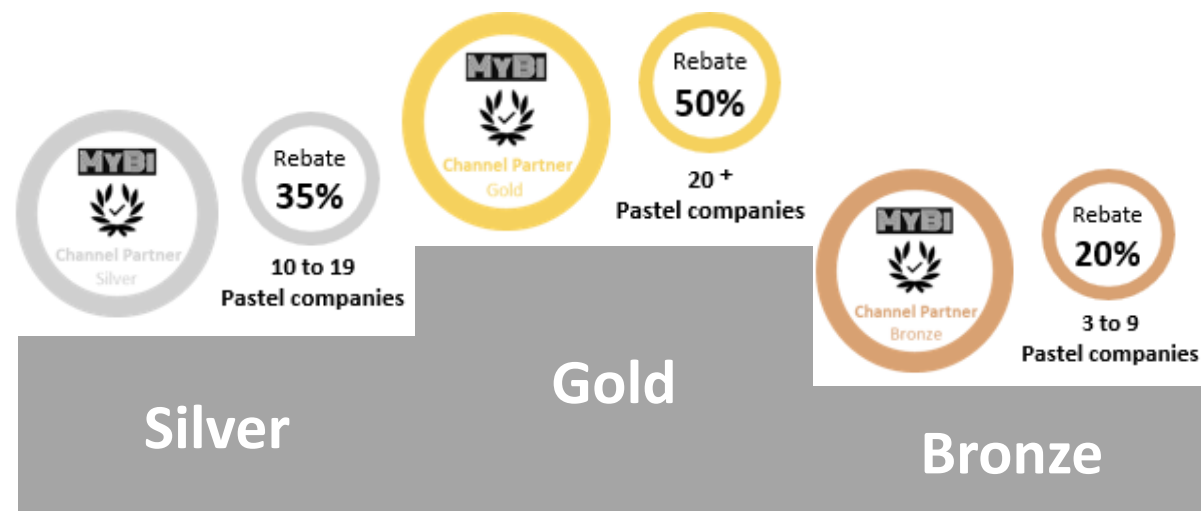
Retail price × Pastel Companies × (1 - Discount %)



Channel partner pricing (ex VAT)

* as at 2020/08/19

Subscription × (1 - Rebate %)



Channel / Reseller pricing models

Description	Referral	Bronze	Silver	Gold
Referral payment	1 st month's subscription	n/a	n/a	n/a
Partner champion required	✗	✓	✓	✓
Discount from retail price	n/a	20%	35%	50%
Minimum amount of subscriptions	n/a	3	10	20
Demo responsibility	MyBI	Partner	Partner	Partner
Financial responsibility (recovery from user)	MyBI	Partner	Partner	Partner
Contract responsibility	MyBI	Partner	Partner	Partner
After sales user support	MyBI	MyBI	MyBI	MyBI
Intro user training	MyBI	MyBI	MyBI	MyBI
Server and user setups	MyBI	MyBI	MyBI	MyBI

Commercial models • Partner types by product



www.mybi.co.za